

YARMAX[®]

常州洋马动力机械有限公司

CHANGZHOU YARMAX POWER CO., LTD.





About Us

Changzhou Yarmax Power Co., Ltd. established in 2007, is located in the core city of the diesel engine industry area in China---Changzhou City, Jiangsu Province. It is a modern management company which specialize in the development and production of high-end Diesel Engines, Diesel Generators, Diesel Welding Generators and Diesel Water Pumps.

As an excellent power and electrical energy supplier, Yarmax attaches great importance to scientific research and development, and its technique constantly lead the industry in China. The products are punctually updated and favored by our users.

Facilitated with six advanced production lines and whole set of test equipment with 60 advanced test stands. Our capacity of all types of air-cooled diesel engines and diesel based products can reach 500,000 units per year.

Yarmax has obtained ISO9001 international quality system certification, European CE certification, German GS certification.

Yarmax is an export-oriented company whose products has been exported to more than 100 countries, such as United States and the European Union, etc. It is a well-known brand in many countries and our products are widely used in small ships, agricultural machinery, construction machinery, environmental protection equipment, municipal engineering and many other fields.

Innovation, brand, and development are our philosophy!
 High efficiency, environmental protection and energy saving are our pursuit!
 Yarmax Power, power the world!
 Yarmax Power, sincerely invite you to join us!

Contents

Diesel engine

- P1** Single cylinder
- P4** Double cylinder

Diesel generator

- P5** Open type
- P9** Silent type
- P13** Double cylinder generator
- P15** Welding generator

Diesel water pump

- P18** Clean water pump
- P19** High pressure pump
- P20** Cast iron pump
- P21** Other pumps

Index

- P22** Main option parts
- P23** Output shaft drawing
- P24** Performance curve





Product Features

- Easy and quick start
- Strong Power
- 42 CrMo material crankshaft, the same material as car crankshaft & not easy to break
- The miniaturized fuel injection system
- Low fuel consumption
- Lightweight and compact design
- Stand up the hard work
- Recoil or electric starting

Used in different fields

Agricultural machines:
tillers, harvesters, ditchers, rice milling machines, water pumps etc.

Construction machines:
plate compactors, road rollers, road cutting machines, generators etc.

Transportation machines:
walking tractors, boats etc.

Comparison Sheet between air cooled and water cooled

Air Cooled Diesel Engine / 风冷柴油机					
Model/ 型号	Rated Power (kW/rpm)/ 额定功率	Max. Power (kW/rpm)/ 最大功率	Weight (kg)/ 重量	Fuel consumption (g/kW·h)/ 燃油消耗率	Horse Power (HP)/ 马力
178F	4.0/3600	4.4/3600	32	≤285.6	5.44
186FA	6.3/3600	6.9/3600	42	≤281.5	8.568
188F	7.2/3600	7.7/3600	48	≤281.5	9.792
192F	8.1/3600	8.9/3600	50	≤300	11.2
195F	8.7/3600	9.4/3600	53	≤300	11.832
1100F	10.5/3600	11.5/3600	62	≤300	14.28

Water Cooled Diesel Engine / 水冷柴油机					
Model/ 型号	Rated Power (kW/rpm)/ 额定功率	Max. Power (kW/rpm)/ 最大功率	Weight (kg)/ 重量	Fuel consumption (g/kW·h)/ 燃油消耗率	Horse Power (HP)/ 马力
R175A	4.41/2600	4.65/2600	65	≤277.4	5.998
R180	5.15/2600	5.67/2600	72	≤278.8	7.004
R185	5.88/2200	6.47/2200	95	≤281	7.997
S195	8.82/2200	9.7/2200	102	≤245	11.995
S1100	11/2200	12.1/2200	150	≤246.2	14.96

■ Pictures



Engine for tiller



Engine for agriculture & construction machine



Engine for boat



1100F new model engine



Italian type engine

Optional color



Specifications

Model 型号		YM170F	YM173F	YM178F	YM186F	YM186FA	YM188F	YM190F	YM192F	YM195F	YM1100FE	
Type 形式		Single cylinder, vertical, four-stroke, direct injection, air-cooled 单缸, 立式, 四缸, 直喷, 风冷柴油机										
BorexStroke 缸径*冲程	mm	70*55	73*59	78*62	86*70	86*72	88*75	90*75	92*75	95*75	100*85	
Displacement 排量	mL	211	247	296	406	418	456	477	498	532	667	
Compression Ratio 压缩比		20:01	20:01	20:01	19:01	19:01	19:01	19:01	19:01	19:01	19:01	
Rated Power 额定功率	KW/rpm	2.5/3000 2.8/3600	3.5/3000 3.8/3600	3.68/3000 4/3600	5.5/3000 6.0/3600	5.7/3000 6.3/3600	6.5/3000 7.2/3600	6.7/3000 7.3/3600	7.6/3000 8.2/3600	8.1/3000 8.7/3600	10.5/3000 10.5/3600	
Rated Power 额定功率	HP/rpm	3.4/3000 3.8/3600	4.8/3000 5.2/3600	5.0/3000 5.4/3600	7.5/3000 8.2/3600	7.8/3000 8.6/3600	8.8/3000 9.8/3600	9.1/3000 10/3600	10.3/3000 11.2/3600	11/3000 11.8/3600	14.3/3000 14.3/3600	
Rated Speed 额定转速	rpm	3000					/	3600				
Lowest rotation speed at zero load 最低空载稳定转速	r/min	≤ 1300										
Lubricating system 润滑方式		Pressure splashed 压力飞溅式										
Starting system 启动方式		Recoil Start/electric starter 手启动或者电启动										
Rotation direction(face to the output axle) 输出端旋向 (面对输出轴)		Anticlockwise 逆时针										
Fuel type 燃油型号		0# (summer) -10# (winter) -35# (chillness) diesel 0# (夏天) -10# (冬天) -35# (极寒) 柴油										
Fuel tank capacity 燃油箱容量	L	2.5	2.5	3.5	5.5	5.5	5.5	5.5	5.5	5.5	5.5	
Fuel consumption/related rotation speed (g/kW.h/r/min) 燃油消耗率/标定转速		280.2/3000 288.3/3600		276.1/3000 285.6/3600		275.1/3000 281.5/3600			280/3000 300/3600		280/3000 300/3600	
Lube oil type 润滑油牌号		CD grade or SAE 10W-30, 15W-40										
Lube oil capacity 润滑油容量	L	0.75	0.75	1.1	1.65	1.65	1.65	1.65	1.65	1.65	2.0	
Starting motor capacity 启动马达容量	V、kW	12V 0.8kW										
Charging generator capacity 充电发电机容量	V、A	12V 8.3A										
Battery capacity 蓄电池容量	V、Ah	12V 22Ah			12V 30Ah			12V 36Ah				
Overall dimension (L x W x H) 外形尺寸	mm	420*400*455		480*460*510		500*460*545				500*460*560	560*528*650	
Dry weight 净重	kg	24	28	32	44	42	48	49	50	53	62	

■ Pictures



YM2V80



YM2V88



YM292F

■ Specifications

Model 型号	YM2V80	YM2V88	YM292F
Type 形式	V-twin, 4-stroke, water-cooled 双缸, V型, 四冲程, 水冷	V-twin, 4-stroke, air-cooled 双缸, V型, 四冲程, 风冷	L-twin, 4-stroke, air-cooled 双缸, L型, 四冲程, 风冷
BorexStroke 缸径*冲程	2-80*79	2-88*72	2-92*75
Displacement 排量 (mL)	794	870	996
Compression Ratio 压缩比	20:01	19:01	19:01
Rated Power 额定功率 (KW/rpm)	10.8 /3000 12.0 /3600	13/3000 14/3600	13.5/3000 14.5/3600
Rated Power 额定功率 (HP/rpm)	14.6 /3000 16.3 /3600	17.6/3000 19/3600	18.4/3000 19.7/3600
Max. torque 最大扭矩(N.m/r/min)	48/2100-2240	45/2600	52/2400
Rated Speed 额定转速 (rpm)	3000 3600	3000 3600	3000 3600
Lubricating way 润滑方式	Pressure & Splashing 压力, 飞溅	Pressure & Splashing 压力, 飞溅	Pressure & Splashing 压力, 飞溅
Rotation direction (face to the output axle) 输出端旋向 (面对输出轴)	Counter-clockwise 逆时针	Counter-clockwise 逆时针	Counter-clockwise 逆时针
Fuel type 燃油型号	0# (summer) -10# (winter) -35# (chillness) diesel 0# (夏天) -10# (冬天) -35# (极寒) 柴油		
Fuel consumption 燃油耗 (g/kW.h)	≤ 245	≤ 245	≤ 245
Lube oil type 润滑油牌号	CD grade or SAE 10W-30, 15W-40	CD grade or SAE 10W-30, 15W-40	CD grade or SAE 10W-30, 15W-40
Lube oil capacity 机油容量 (L)	2.3	1.7	3.15
Noise at 7m 噪音 (dB)	≤ 86	≤ 86	≤ 86
Starting way 启动方式	Electric Start 电启动	Electric Start 电启动	Electric Start 电启动
Overall dimension外形尺寸 (L x W x H)	650*486*528	630*520*560	633*559*600
Net weight 净重 (kg)	58	60	78



Product Features

- Easy and quick start
- Strong power
- Powered by YARMAX' s high-performance diesel engines
- 100% copper alternator with advanced winding & provide a stable output while running inductive loads
- Low oil level alarming system
- New AVR (Automatic voltage regular) provide overload protection
- Short circuits protection

Used in different fields

- Outdoor electricity supply
- Light tower
- Water mist cannon/ dust suppression sprayer
- Electricity supply for vehicle air conditioner
- Unmanned charging pile
- UAV(Unmanned Aerial Vehicle)
- Construction site electricity supply
- Boat or houseboat electricity supply

■ Pictures



■ Specifications

Model 型号	YM11000E
Rated frequency 额定频率(Hz)	50 / 60
Rated output 额定输出(kW)	8
Max. output 最大输出(kW)	8.8
Rated voltage 额定电压(V)	220V or as request 220V或按照客户要求
Rated current 额定电流(A)	36.9
Rated rotation speed 额定转速(r/min)	3000 / 3600
Phase NO. 相数	Single phase/ 单相
Power factor 功率因数(Cos Φ)	1
Insulation Grade 绝缘等级	F
Pole number 级数	2
Excitation mode 励磁方式	Self-excitation & constant voltage (AVR)/自动恒压(带AVR)
Panel Type 面板形式	General Panel普通面板
Receptacle 输出插座	Two receptacles/两个单相输出插座
Connection pole 输出接线柱	Without/ 无
DC12V output 输出DC 12V	Connection pole output/ 接线柱输出
Overall dimension (L x W x H) 外形尺寸 (mm)	790*598*715
Dry weight 净重(kg)	135
Working assorting weight 运行配齐净重(kg)	145
Noise level (7m) 噪音等级[d B(A)]	77
Structure type 结构形式	open type / 开架式
Engine Model 发动机型号	YM1100F
Engine Type 发动机形式	Single cylinder, vertical, four-stroke, direct injection, air-cooled 单缸, 立式, 四缸, 直喷, 风冷柴油机
Cylinder NO.-bore x stroke 气缸数-缸径*冲程(mm)	1-100*85
Displacement 总排量(ml)	667
Rated power 额定功率[kW(r/min)]	10.5/3000 10.5/ 3600
Compression ratio 压缩比	19:01
Lubrication system 润滑方式	Pressure splashed 压力飞溅复合式
Starting system 启动方式	Electric Start 手启动
Fuel type 燃油类型	0# (summer) -10# (winter) -35# (chillness) diesel 0# (夏天) -10# (冬天) -35# (极寒) 柴油
Lube oil brand 润滑油型号	CD grade or SAE10W-30, 15W-40
Lube capacity 润滑油容量(L)	2
Starting motor capacity 启动马达容量(V-kW)	12V 0.8kW
Charging generator capacity 充电发电机容量(V-A)	12V 8.3A
Battery capacity 蓄电池容量(v-Ah)	12V 36AH
Fuel consumption 燃油消耗率(g/kw*h)	≤300
Fuel tank capacity 燃油箱容量(L)	13.5
Continuous running time 持续运行时间(hr)	4

■ Pictures



E series

- Round steel frame
- Four small wheels



EA series

- Square steel frame
- Four big wheels
- U-type handrail



EB-I series


- Square steel frame
- Two covert handles
- Arc plate to protect fuel tank
- Two holders and two big wheels



EB-II series

- Square steel frame
- Two covert handles
- Four small wheels and two big air wheels
- Arc plate to protect fuel tank

Optional color



Specifications

Model 型号	YM2500E	YM3500E	YM6500E	YM7500E	YM8500E	YM9500E
Rated frequency 额定频率(Hz)	50 60					
Rated output 额定输出(kW)	1.8 2.0	2.5 2.8	4.8 5.0	5.0 5.2	6.0 6.2	6.3 6.8
Max. output 最大输出(kW)	2.0 2.2	2.7 3.0	5.2 5.5	5.5 5.7	6.6 6.8	6.9 7.4
Rated voltage 额定电压(V)	220V or as request 220V 或按照客户要求					
Rated current 额定电流(A)	7.8 8.7	11.3 12.7	20.5 22.7	22.7 23.6	27.2 28.2	28.6 30.9
Rated rotation speed 额定转速(r/min)	3000 3600					
Phase NO. 相数	Single phase/ 单相					
Power factor 功率因数(Cos Φ)	1					
Insulation Grade 绝缘等级	F					
Pole number 级数	2					
Excitation mode 励磁方式	Self-excitation & constant voltage (AVR)/自励恒压 (带AVR)					
Panel Type 面板形式	General Panel 普通面板					
Receptacle 输出插座	Two receptacles/两个单相输出插座					
Connection pole 输出接线柱	Without/ 无					
DC12V output 输出DC 12V	Connection pole output/ 接线柱输出					
Overall dimension (L x W x H) 外形尺寸 (mm)	690*480*560	690*480*560	730*495*630	730*495*630	730*495*630	730*495*655
Dry weight 净重(kg)	53	70	100	100	100	100
Working assorting weight 运行配齐净重(kg)	66	83	115	115	115	115
Noise level (7m) 噪音等级[d B(A)]	77	77	77	77	77	77
Structure type 结构形式	Open type					
Engine Model 发动机型号	YM170F	YM178F	YM186FA	YM188F	YM192F	YM195F
Engine Type 发动机形式	Single cylinder, vertical, four-stroke, direct injection, air-cooled					
Cylinder NO.-bore x stroke 气缸数-缸径*冲程(mm)	1-70*55	1-78*62	1-86*72	1-88*75	1-92*75	1-95*75
Displacement 总排量(ml)	211	296	418	456	498	531
Rated power 额定功率[kW(r/min)]	2.5/300 2.8/3600	3.68/3000 4/3600	5.7/3000 6.3/3600	6.5/3000 7.2/3600	7.6/3000 8.2/3600	8.1/3000 8.7/3600
Compression ratio 压缩比	20:01	20:01	19:01	19:01	19:01	19:01
Lubrication system 润滑方式	Pressure splashed 压力飞溅复合式					
Starting system 启动方式	Recoil + Electric Start 手启动+电启动					
Fuel type 燃油类型	0# (summer) -10# (winter) -35# (chillness) diesel 0# (夏天) -10# (冬天) -35# (极寒) 柴油					
Lube oil brand 润滑油型号	CD grade or SAE10W-30, 15W-40					
Lube capacity 润滑油容量(L)	0.75	1.1	1.65	1.65	1.65	1.65
Starting motor capacity 启动马达容量(V-kW)	12V 0.9kW	12V 0.9kW	12V 0.9kW	12V 0.9kW	12V 1.2kW	12V 1.2kW
Charging generator capacity 充电发电机容量(V-A)	12V 8.3A					
Battery capacity 蓄电池容量 (v-Ah)	12V 20Ah		12V 30Ah		12V 36Ah	
Fuel consumption 燃油消耗率(g/kw*h)	≤280					
Fuel tank capacity 燃油箱容量(L)	13.5					
Continuous running time 持续运行时间(hr)	14	9.5	6.5	6	5	4.5

Economic and Full Capacity



Product features

- Low noise running
- Easy and quick start
- Strong power
- Powered by YARMAX' s high-performance diesel engines
- 100% copper alternator with advanced winding & provide a stable output while running inductive loads
- Low oil level alarming system
- New AVR (Automatic Voltage Regular) provide overload protection
- Short circuits protection

Used in different fields

- Home electricity supply
- Light tower
- Water mist cannon/ dust suppression sprayer
- Electricity supply for vehicle air conditioner
- Unmanned charging pile
- UAV(Unmanned Aerial Vehicle)
- Construction site electricity supply
- Boat or private yachts electricity supply
- Emergency power supply for 5G base station

YM1100T Silent Type Diesel Generator



■ Pictures



■ Specifications

Model 型号	YM1100T
Rated frequency 额定频率(Hz)	50/60
Rated output 额定输出(kW)	8.0
Max. output 最大输出(kW)	8.8
Rated voltage 额定电压(V)	220V or as request 220V/或按照客户要求
Rated current 额定电流(A)	34.8
Rated rotation speed 额定转速(r/min)	3000 / 3600
Phase NO. 相数	Single phase/ 单相
Power factor 功率因数(Cos Φ)	1
Insulation Grade 绝缘等级	F
Pole number 级数	2
Excitation mode 励磁方式	Self-excitation & constant voltage (AVR)/自动恒压(带AVR)
Panel Type 面板形式	普通面板
Receptacle 输出插座	Two receptacles/两个单相输出插座
Connection pole 输出接线柱	Without/ 无
DC12V output 输出DC 12V	Connection pole output/ 接线柱输出
Overall dimension (L x W x H) 外形尺寸 (mm)	1160*695*880
Dry weight 净重(kg)	165
Working assorting weight 运行配齐净重(kg)	180
Noise level (7m) 噪音等级[d B(A)]	77
Structure type 结构形式	silent type / 静音式
Engine Model 发动机型号	YM1100F
Engine Type 发动机形式	Single cylinder, vertical, four-stroke, direct injection, air-cooled 单缸, 立式, 四缸, 直喷, 风冷柴油机
Cylinder NO.-bore x stroke 气缸数-缸径*冲程(mm)	1-100*85
Displacement 总排量(ml)	667
Rated power 额定功率[kW(r/min)]	10.5/3000 10.5/3600
Compression ratio 压缩比	19:01
Lubrication system 润滑方式	Pressure splashed 压力飞溅复合式
Starting system 启动方式	Electric Start 电启动
Fuel type 燃油类型	0# (summer) -10# (winter) -35# (chillness) diesel 0# (夏天) -10# (冬天) -35# (极寒) 柴油
Lube oil brand 润滑油型号	CD grade or SAE10W-30, 15W-40
Lube capacity 润滑油容量(L)	2
Starting motor capacity 启动马达容量(V-kW)	12V 0.8kW
Charging generator capacity 充电发电机容量(V-A)	12V 8.3A
Battery capacity 蓄电池容量 (v-Ah)	12V 36AH
Fuel consumption 燃油消耗率(g/kw*h)	≤300
Fuel tank capacity 燃油箱容量(L)	30
Continuous running time 持续运行时间(hr)	8.5

■ Pictures

Optional color



TL series

Classic type



TN series

Hot-sale type



TF series

Top-open type



TC series

Super silent type



TD series

Denyo type



TH series

Unique-design type

Specifications

Model 型号	YM3700T	YM6700T	YM7700T	YM8700T	YM9700T
Rated frequency 额定频率(Hz)	50 60				
Rated output 额定输出(kW)	2.5 2.8	4.5 4.8	4.8 5.0	5.7 6.0	6.0 6.3
Max. output 最大输出(kW)	2.7 3.0	5.0 5.2	5.2 5.5	6.3 6.9	6.8 7.7
Rated voltage 额定电压(V)	220V or as request 220V/或按照客户要求				
Rated current 额定电流(A)	11.3 12.7	20.4 21.8	21.8 22.7	25.9 27.2	27.2 28.6
Rated rotation speed 额定转速(r/min)	3000 3600				
Phase NO. 相数	Single phase/ 单相				
Power factor 功率因数(Cos φ)	1				
Insulation Grade 绝缘等级	F				
Pole number 级数	2				
Excitation mode 励磁方式	Self-excitation & constant voltage (AVR)/自励恒压 (带AVR)				
Panel Type 面板形式	General Panel 普通面板				
Receptacle 输出插座	Two receptacles/两个单相输出插座				
Connection pole 输出接线柱	Without/ 无				
DC12V output 输出DC 12V	Connection pole output/ 接线柱输出				
Overall dimension (L x W x H) 外形尺寸 (mm)	945*555*700	945*555*700	945*555*700	945*555*700	945*555*700
Dry weight 净重(kg)	164	150	150	153	161
Working assorting weight 运行配齐净重(kg)	179	185	186	186	187
Noise level (7m) 噪音等级[d B(A)]	72	72	72	72	72
Structure type 结构形式	Silent type				
Engine Model 发动机型号	YM178F	YM186FA	YM188F	YM192F	YM195F
Engine Type 发动机形式	Single cylinder, vertical, four-stroke, direct injection, air-cooled 单缸, 立式, 四缸, 直喷, 风冷柴油机				
Cylinder NO.-bore x stroke 气缸数-缸径*冲程(mm)	1-78*62	1-86*72	1-88*75	1-92*75	1-95*75
Displacement 总排量(ml)	296	418	456	498	531
Rated power 额定功率[kW(r/min)]	3.68/3000 4/3600	5.7/3000 6.3/3600	6.5/3000 7.2/3600	7.6/3000 8.2/3600	8.1/3000 8.7/3600
Compression ratio 压缩比	20:01	19:01	19:01	19:01	19:01
Lubrication system 润滑方式	Pressure splashed 压力飞溅复合式				
Starting system 启动方式	electric start 电启动				
Fuel type 燃油类型	diesel 0# (summer) -10# (winter) -35# (chillness) diesel 0# (夏天) -10# (冬天) -35# (极寒) 柴油				
Lube oil brand 润滑油型号	CD grade or SAE10W-30, 15W-40				
Lube capacity 润滑油容量(L)	1.1	1.65	1.65	1.65	1.65
Starting motor capacity 启动马达容量(V-kW)	12V 0.9kW	12V 0.9kW	12V 0.9kW	12V 1.2kW	12V 1.2kW
Charging generator capacity 充电发电机容量(V-A)	12V 8.3A	12V 8.3A	12V 8.3A	12V 8.3A	12V 8.3A
Battery capacity 蓄电池容量 (V-Ah)	12V 30Ah			12V 36Ah	
Fuel consumption 燃油消耗率(g/kw*h)	≤280	≤280	≤280	≤280	≤280
Fuel tank capacity 燃油箱容量(L)	15	15	15	15	15
Continuous running time 持续运行时间(hr)	11	7.5	6.5	5.5	5

■ Pictures



■ Specifications

Model 型号		YM12000E	YM13000E	YM16000E
Frequency 频率	Hz	50 60	50 60	50 60
Rated Power 额定功率	kVA	8.5 9.5	9 10	11 12
Max.Power 最大功率	kVA	9.5 11.0	10 11	12 13
Rated voltage 额定电压	V	220	220	220
Rated current 额定电流	A	38.6/ 43.1	40.9/ 45.4	50/ 54.5
Rated rotation speed 额定转速	r/min	3000 3600	3000 3600	3000 3600
Phase No. 相数		Single phase	Single phase	Single phase
Power factor 功率因数	Cos Φ	1	1	1
Insulation Grade 绝缘等级		F	F	F
Pole number 级数		2	2	2
Excitation mode 励磁方式		Self-excitation & constant voltage (AVR)	Self-excitation & constant voltage (AVR)	Self-excitation & constant voltage (AVR)
Panel Type 面板形式		Digital panel 数显面板	Digital panel 数显面板	Digital panel 数显面板
Receptacle 输出插座		Two single-phase receptacles 两个单相插座	Two single-phase receptacles 两个单相插座	Two single-phase receptacles 两个单相插座
Connection pole 输出接线柱		With	With	With
DC12V output 输出DC12V		Without	Without	Without
Overall dimension 外形尺寸 (L×W×H)	mm	1000*680*810	850*620*610	1000*680*800
Dry weight 净重	kg	210	195	220
Noise level 噪音等级	dB(A)	85	85	85
Structure type 结构形式		Open type	Open type	Open type
Engine Model 发动机型号		YM2V80	YM2V88	YM292F
Engine Type 发动机形式		Two-cylinder, V-twin, water-cooled, four stroke, direct injection 双缸, V型, 水冷, 四冲程, 直喷式	Two-cylinder, V-twin, air-cooled, four stroke, direct injection 双缸, V型, 风冷, 四冲程, 直喷式	Two-cylinder, L-twin, air cooled, four stroke, direct injection 双缸, 直型, 风冷, 四冲程, 直喷式
Cylinder NO.-bore x stroke 气缸数-缸径*冲程	mm	2-80*79	2-88*72	2-92*75
Displacement 总排量	ml	794	870	996
Rated Power 额定功率	KW/(r/min)	11.0/3000 12.0/3600	13.0/3000 14.0/3600	13.5/3000 14.5/3600
Compression ratio 压缩比		19:01	19:01	19:01
Rated rotation speed(r/min) 额定转速	r/min	3000 3600	3000 3600	3000 3600
Lubrication system 润滑方式		Pressure splashed压力飞溅复合式	Pressure splashed压力飞溅复合式	Pressure splashed压力飞溅复合式
Starting system 启动方式		Electric starter	Electric starter	Electric starter
Fuel type 燃料类型		diesel 0# (summer) -10# (winter)	-35# (chillness) diesel 0# (夏天) -10# (冬天) -35# (极寒) 柴油	
Lube oil brand 润滑油型号		CD grade or SAE10W-30, 15W-40		
Lube capacity 润滑油容量	L	2.27	2.3	2.75
Starting motor capacity 启动马达容量	v-kW	12V 1.4kW	12V 1.4kW	12V 1.4kW
Charging generator capacity 充电发电机容量	V-A	12V 8.3A	12V 8.3A	12V 8.3A
Battery capacity 蓄电池容量	v-Ah	12V 45Ah	12V 45Ah	12V 45Ah
Fuel consumption 燃油消耗率	g/kw.h	≤245	≤245	≤245
Fuel tank capacity 燃油箱容量	L	25	25	25
Continuous running time 持续运行时间	h	7	6	6

Double Cylinder Silent Type Diesel Generator Series



■ Pictures



■ Specifications

Model 型号		YM12000T	YM13000T	YM16000T
Frequency 频率	Hz	50 60	50 60	50 60
Rated Power 额定功率	kVA	8.5 9.5	9 10	10 11
Max.Power 最大功率	kVA	9.5 11.0	10 11	11 12
Rated voltage 额定电压	V	220	220	220
Rated current 额定电流	A	38.6/ 43.1	40.9/ 45.4	45.4/ 50
Rated rotation speed 额定转速	r/min	3000 3600	3000 3600	3000 3600
Phase No. 相数		Single phase单相	Single phase单相	Single phase单相
Power factor 功率因数	Cos Φ	1	1	1
Insulation Grade 绝缘等级		F	F	F
Pole number 级数		2	2	2
Excitation mode 励磁方式		Self-excitation & constant voltage (AVR)	Self-excitation & constant voltage (AVR)	Self-excitation & constant voltage (AVR)
Panel Type 面板形式		Digital panel 数显面板	Digital panel 数显面板	Digital panel 数显面板
Receptacle 输出插座		Two single-phase receptacles 两个单相插座		
Connection pole 输出接线柱		With	With	With
DC12V output 输出DC12V		Without	Without	Without
Overall dimension外形尺寸 (L x W x H)	mm	1250*700*835	985*720*740	1300*650*880
Dry weight 净重	kg	310	245	340
Noise level 噪音等级	dB(A)	74	74	74
Structure type 结构形式		Silent type 静音型		
Engine Model 发动机型号		YM2V80	YM2V88	YM292F
Engine Type 发动机形式		Two-cylinder, V-twin, water-cooled, four stroke, direct injection 双缸, V型, 水冷, 四冲程, 直喷式	Two-cylinder, V-twin, air-cooled, four stroke, direct injection 双缸, V型, 风冷, 四冲程, 直喷式	Two-cylinder, L-twin, air cooled, four stroke, direct injection 双缸, 直型, 风冷, 四冲程, 直喷式
Cylinder NO.-bore x stroke 气缸数-缸径*冲程	mm	2-80*79	2-88*72	2-92*75
Displacement 总排量	ml	794	870	996
Rated Power 额定功率	KW/(r/min)	11/3000 12/3600	13/3000 14/3600	13.5/3000 14.5/3600
Compression ratio 压缩比		19:01	19:01	19:01
Rated rotation speed(r/min) 额定转速	r/min	3000 3600	3000 3600	3000 3600
Lubrication system 润滑方式		Pressure splashed压力飞溅复合式	Pressure splashed压力飞溅复合式	Pressure splashed压力飞溅复合式
Starting system 启动方式		Electric starter 电启动	Electric starter 电启动	Electric starter 电启动
Fuel type 燃料类型		diesel0# (summer) -10# (winter) -35# (chillness) diesel 0# (夏天) -10# (冬天) -35# (极寒) 柴油		
Lube oil brand 润滑油型号		CD grade or SAE10W-30, 15W-40		
Lube capacity 润滑油容量	L	2.27	2.3	2.75
Starting motor capacity 启动马达容量	v-kW	12V 1.4kW	12V 1.4kW	12V 1.4kW
Charging generator capacity 充电发电机容量	V-A	12V 8.3A	12V 8.3A	12V 8.3A
Battery capacity 蓄电池容量	v-Ah	12V 45Ah	12V 45Ah	12V 45Ah
Fuel consumption 燃油消耗率	g/kw.h	≤245	≤245	≤245
Fuel tank capacity 燃油箱容量	L	25	25	25
Continuous running time 持续运行时间	h	7	6	6



Product features

- One unit, dual function
- Easy and quick start
- Simple operation
- High current & high power welding
- Powered by YARMAX' s high-performance diesel engines
- 100% copper motor

Used in different fields

- Home used welding
- Specified welding for repair station
- Outdoor pipe welding
- Construction site welding
- Professional plate welding
- Rail welding

■ Pictures



EW series

- Round steel frame
- Four small wheels



EAW series

- Square steel frame
- Four big wheels
- U-type handrail



EBW-I series

- Square steel frame
- Two covert handles
- Arc plate to protect fuel tank
- Two holders and two big wheels



EBW-II series

- Square steel frame,
- Two covert handles
- Four small wheels and two big air wheels
- Arc plate to protect fuel tank

■ Specifications

Model 型号		YM6500EAW	YM7500EAW	YM11000EAW	YM16000EAW
Rated frequency 额定频率	Hz	50	60	50	60
Rated power 额定功率	kW	2 2.2	2 2.2	3.5	4.0
Rated voltage 额定电压	V	220 or as requested		220 or as requested	
Rated current 额定电流	A	8.7 9.5	8.7 9.5	15.2	17.4
Rated speed 额定转速	r/min	3000 3600		3000 3600	
Phase No. 相数		Single phase 单相		Single phase 单相	
Power factor 功率因数	cos φ	1		1	
No load welding voltage 空载焊接电压	V	65-70		65-70	
Rated welding current 额定焊接电流	A	180	200	250	300
Welding voltage 焊接电压	V	25-30	25-30	25-30	25-30
Welding load continuous ratio 电焊负载持续率		60%		60%	
Welding current adjustment range 电焊电流调节范围	A	50-180	50-200	50-250	50-300
Electrode diameter(mm) 使用焊条直径		1.6-4.0	1.6-5.0	1.6-6.0	1.6-6.0
Excitation mode 励磁方式		Seperate-excitation+AVR voltage regulation AVR 稳压		Seperate-excitation+AVR voltage regulation AVR 稳压	
Rectifying mode 整流方式		Diode 二极管		Diode 二极管	
Connection mode 连接方式		Drive bearing, rigid connection 转动轴刚性连接		Drive bearing, rigid connection 转动轴刚性连接	
Insulation grade 绝缘等级		F		F	
Pole number 极数		2		2	
Engine Model 缸体型号		YM186FA	YM188F	YM1100F	YM292F
Engine Type 缸体结构形式		Single cylinder, vertical, four-stroke, direct injection, air-cooled 单缸, 立式, 四冲程, 直喷, 风冷柴油机		Single cylinder, vertical, four-stroke, direct injection, air-cooled 单缸, 立式, 四冲程, 直喷, 风冷柴油机	
Displacement 排量	mL	418	456	667	996
Bore x stroke 缸径*冲程	mm	1-86*72	1-88*75	1-100*85	2-92*75
Compression ratio 压缩比		19:01	19:01	19:01	19:01
Rated power 发动机 额定功率	kW	5.7 6.3	6.7 7.2	10.5 10.5	13.5 14.5
Lubrication system 润滑方式		Pressure splashed 压力飞溅复合式		Pressure splashed 压力飞溅复合式	
Lube oil brand 润滑油型号		CD grade or SAE10W-30, 15W-40		CD grade or SAE10W-30, 15W-40	
Lub capacity 润滑油容量	L	1.65	1.65	2.0	2.5
Starting system 启动方式		Recoil starter or 12V electric starter		Recoil starter or 12V electric starter	
Battery capacity 蓄电池容量	V-Ah	12V-30Ah		12V-36Ah	12V-45Ah
Fuel type 燃油种类		0# (summer) -10# (winter) -35# (chillness) diesel 0# (夏天) -10# (冬天) -35# (极寒) 柴油		0# (summer) -10# (winter) -35# (chillness) diesel 0# (夏天) -10# (冬天) -35# (极寒) 柴油	
Fuel consumption 机组燃油消耗率	g/kW.h	≤280		≤280	
Fuel tank capacity 机组燃油箱容量	L	13.5	13.5	13.5	25
Continous running time 机组连续运行时间	h	6		4	6
Noise level/7m 噪音	dB(A)	77		77	
Structure type 结构形式		Open type 开架		Open type 开架	
Overall dimension 机组外形尺寸	mm	720*492*655		780*585*710	930*660*780
Dry weight 机组净重	kg	112	116	136	167



Product features

- Strong power
- Powered by YARMAX' s high-performance diesel engines
- Full frame protection greatly reduces vibration
- Easy starting
- Simple operation
- Low fuel consumption
- Easy maintenance & a longer service life
- Low pollution
- Durable construction

Used in different fields

- Agricultural irrigation
- Fire fighting
- Municipal projects
- Drain off floodwaters
- Waterlogged land drains
- Mine use pumping sand
- Pumping chemical liquid
- Hydraulic and electric engineering

■ Pictures



■ Specifications

Model 机组型号		YMDP20	YMDP30	YMDP40	YMDP60
Type 水泵类型		Diesel water pump	Diesel water pump	Diesel water pump	Diesel water pump
Suction/Discharger Port Diameter 进出口直径	mm (in)	50(2")	80(3")	100(4")	150(6")
Discharge capacity 最大流量	m ³ /h	36	50	96	150
Total head lift 最大扬程	m	25	26	22	20
Self-priming Time 自吸时间	s/4m	80	120	180	180
Max suction head 最大吸程	m	8	8	8	6
Rotation speed 转速	r/min	3600	3600	3600	3600
Noise level 噪声水平	dB(A)/7m	85	85	85	85
Overall Dimension 外形尺寸	mm	500*420*530	570*465*560	660*480*610	790*580*780
Dry weight 净重	kg	37	45	62	93
Engine model 配套动力型号		YM170F	YM178F	YM186F	YM192F
Rated Power 额定功率	kW	2.8	4	6.3	8.5
Fuel consumption 燃油消耗率	g/kW.h	288	285	281	281
Displacement 排量	cm ³	211	296	418	499
Starter system 启动方式		Recoil starter	Recoil starter	Recoil starter	Recoil starter
Fuel tank capacity 油箱容量	L	2.5	3.5	5.5	5.5
Continuous working period 持续运行时间	hr	2.6	2.6	2.6	2

■ Pictures



■ Specifications

Model机组型号		YMDP15H	YMDP20H	YMDP30H
Type水泵类型		Diesel water pump	Diesel water pump	Diesel water pump
Suction/Discharger Port Diameter进出口直径	mm (in)	40(1.5")	50(2")	80(3")
Max. Discharge capacity最大流量	m ³ /h	20	36	40
Max.head lift 最大扬程	m	70	70	78
Self-priming Time 自吸时间	s/4m	120	180	220
Max suction head 最大吸程	m	8	8	8
Rotation speed 转速	r/min	3600	3600	3600
Noise level噪声水平	dB(A)/7m)	85	85	85
Overall Dimension 外形尺寸	mm	570*465*670	570*465*670	660*480*610
Dry weight 净重	kg	46	69	80
Engine model 配套动力型号		YM178F	YM186F	YM192F
Rated Power 标定功率	kW	4	6.3	8.2
Fuel consumption 燃油消耗率	g/kW.h	285	288	310
Displacement 排量	cm ³	296	418	498
Starter system 启动方式		Recoil starter	Recoil starter	Recoil starter
Fuel tank capacity 油箱容量	L	3.5	5.5	5.5
Continuous working period 持续运行时间	H	2.6	2.6	2.6

■ Pictures



■ Specifications

Model 机组型号		YMDP15I	YMDP20I	YMDP30I	YMDP40I
Type 水泵类型		Diesel water pump	Diesel water pump	Diesel water pump	Diesel water pump
Suction/Discharge Port Diameter 进出口直径	mm (in)	40(1.5")	50(2")	80(3")	100(4")
Max. Discharge capacity 最大流量	m ³ /h	19	30	40	110
Max. head lift 最大扬程	m	70	75	80	50
Max suction head 最大吸程	m	8	8	8	8
Rotation speed 转速	r/min	3600	3600	3600	3600
Noise level 噪声水平	dB(A)/7m	85	85	85	85
Overall Dimension 外形尺寸	mm	570*460*680	570*460*680	570*495*720	570*495*720
Dry weight 净重	kg	65	70	80	92
Engine model 配套动力型号		YM170F	YM178F	YM186F	YM1100F
Rated Power 标定功率	kW	2.8	4	6.3	8
Fuel consumption 燃油消耗率	g/kW.h	288	285	281	300
Displacement 排量	cm ³	211	296	406	667
Starter system 启动方式		Recoil starter	Recoil starter	Recoil starter	Electric Starter
Fuel tank capacity 油箱容量	L	2.5	3.5	5.5	5.5
Continuous working period 持续运行时间	H	2.6	2.6	2.6	2.6

■ Pictures



Portable water pump



Trash pump



Chemical pump



Double cylinder high pressure water pump



Self-priming pump




Mud pump

Optional color

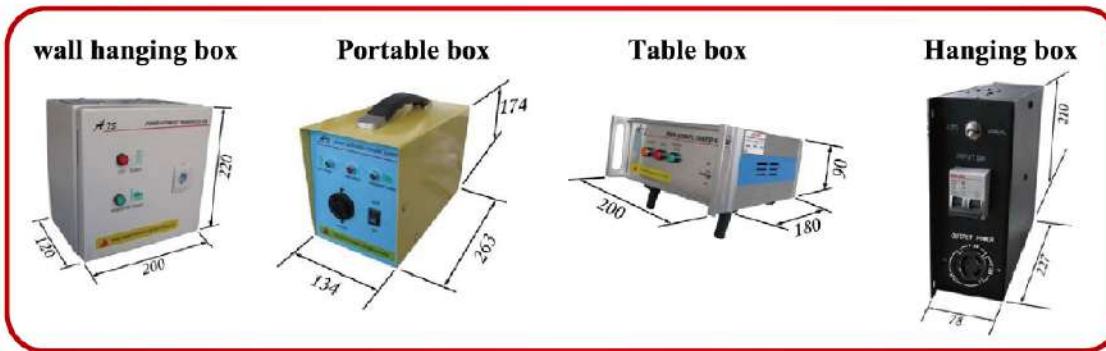


Main optional spare parts for air cooled diesel generator

• Different sockets



• Different ATS



• Different digital panel



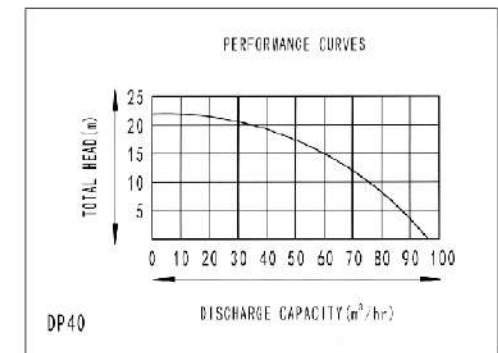
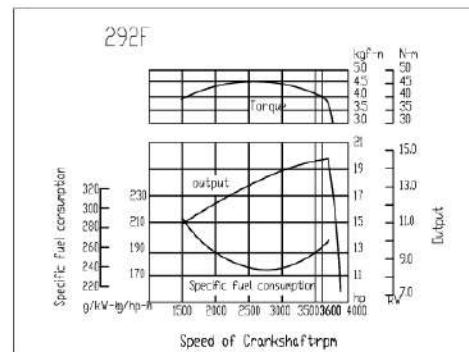
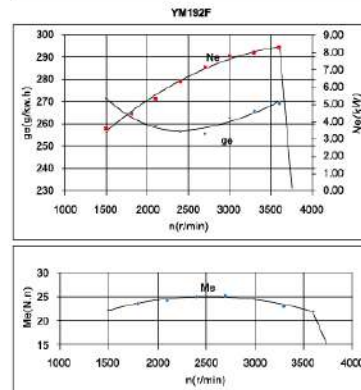
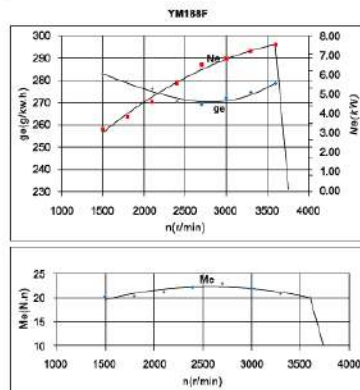
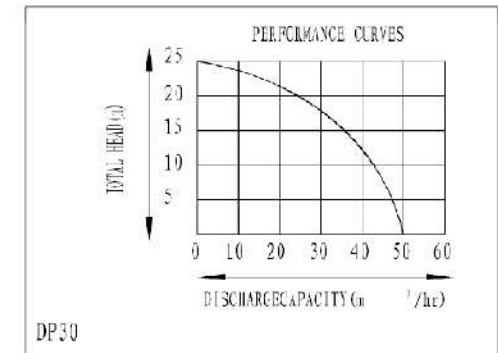
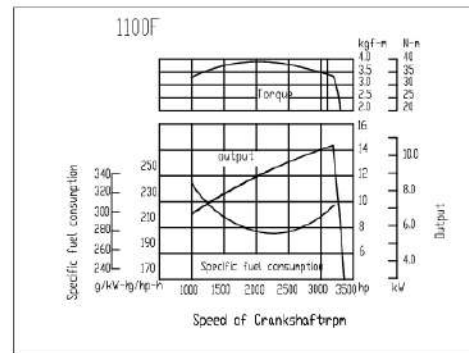
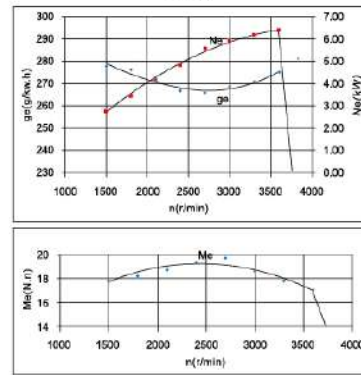
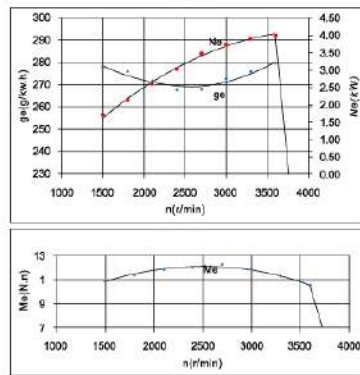
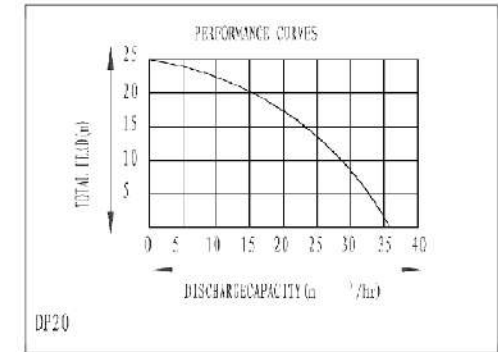
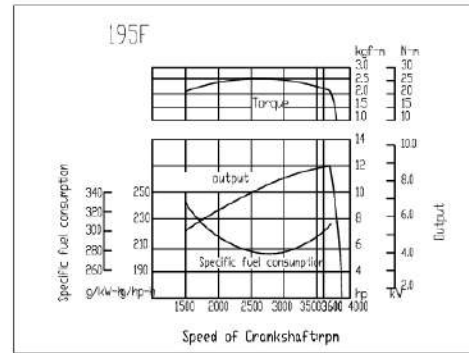
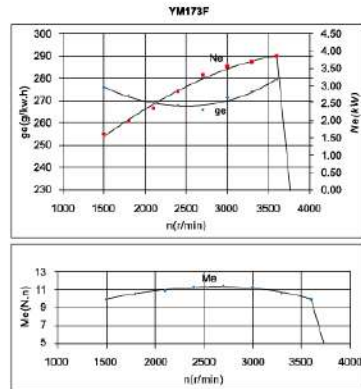
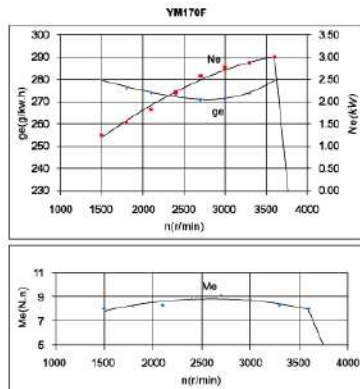
• Different wheels



Output Shaft Drawing

Model	Application code			
Crankshaft	190/192	186/188	178	173
Keyway shaft F1/F2				
Thread shaft FP1/FP2				
Taper shaft FG1/FG2				

Performance curves





CHANGZHOU YARMAX POWER CO., LTD.

No.12th,Ganjiang Road,New North Area,Changzhou,Jiangsu Province,China.

Tel:+86 519 68193411 Fax:0086 519 88359228

Cell/Whatsapp/wechat:0086 15295070011

Email:yarmax@yarmax.com,manager@yarmax.com

Website:www.yarmax.com

